

# DIRGE of CERBERUS

## FINAL FANTASY VII



SQUARE ENIX™



**WARNING: READ BEFORE USING YOUR PLAYSTATION®2 COMPUTER ENTERTAINMENT SYSTEM.**

A very small percentage of individuals may experience epileptic seizures when exposed to certain light patterns or flashing lights. Exposure to certain patterns or backgrounds on a television screen or while playing video games, including games played on the PlayStation 2 console, may induce an epileptic seizure in these individuals. Certain conditions may induce previously undetected epileptic symptoms even in persons who have no history of prior seizures or epilepsy. If you, or anyone in your family, has an epileptic condition, consult your physician prior to playing. If you experience any of the following symptoms while playing a video game — dizziness, altered vision, eye or muscle twitches, loss of awareness, disorientation, any involuntary movement, or convulsions — IMMEDIATELY discontinue use and consult your physician before resuming play.

**WARNING TO OWNERS OF PROJECTION TELEVISIONS:**

Do not connect your PlayStation 2 console to a projection TV without first consulting the user manual for your projection TV, unless it is of the LCD type. Otherwise, it may permanently damage your TV screen.

**USE OF UNAUTHORIZED PRODUCT:**

The use of software or peripherals not authorized by Sony Computer Entertainment America may damage your console and/or invalidate your warranty. Only official or licensed peripherals should be used in the controller ports or memory card slots.

**HANDLING YOUR PLAYSTATION 2 FORMAT DISC:**

- This disc is intended for use only with PlayStation 2 consoles with the NTSC U/C designation.
- Do not bend it, crush it or submerge it in liquids.
- Do not leave it in direct sunlight or near a radiator or other source of heat.
- Be sure to take an occasional rest break during extended play.
- Keep this compact disc clean. Always hold the disc by the edges and keep it in its protective case when not in use. Clean the disc with a lint-free, soft, dry cloth, wiping in straight lines from center to outer edge. Never use solvents or abrasive cleaners.

# DIRGE of CERBERUS™

## FINAL FANTASY VII

### TABLE OF CONTENTS

- 2 Getting Started
- 3 Basic Controls
- 5 Extra Features
- 6 Story of FINAL FANTASY VII
- 7 Prologue
- 8 Characters
- 10 Playing the Game
- 11 The Game Screen
- 12 The Main Menu
- 14 Actions
- 18 Credits
- 21 Limited Warranty





Set up your PlayStation<sup>2</sup> computer entertainment system according to the instructions in its Instruction Manual. Make sure the MAIN POWER switch (located on the back of the console) is turned ON. Press the RESET button. When the power indicator lights up, press the OPEN button and the disc tray will open. Place the **DIRGE of CERBERUS™-FINAL FANTASY VII-** disc on the disc tray with the label side facing up. Press the OPEN button again and the disc tray will close. Attach game controllers to the controller ports. Follow on-screen instructions and refer to this manual for information on using the software.

## BEGINNING THE GAME

### TITLE MENU

The title screen will appear after the opening movie has finished playing, or after the  $\otimes$  button is pressed.

#### Game Start

Select Game Start to begin a new game or continue from a previously saved point.

#### Tutorial Menu

This mode offers invaluable instruction on how to play the game.

#### Normal


This mode offers balanced game play and difficulty appropriate for players with little action game experience.

#### Hard

Refined combat skills will be required for this mode featuring intensified battles and increasingly powerful enemies. Recommended for players with extensive FPS (first-person shooter) experience.

#### Ex Hard

Ex Hard is a special mode for those skilled players who have proven their ability. Although enemies are more numerous and vicious than ever before, Vincent will be allowed to carry over weapons and gil acquired in the previous playthrough.



## SAVING AND LOADING

If this is your first time playing the game, or if there is no DIRGE of CERBERUS™-FINAL FANTASY VII- game save data found on the memory card (BMB)(for PlayStation<sup>2</sup>), you will be prompted to create save data.



Saving will occur automatically as the player progresses through the various chapters of the story.



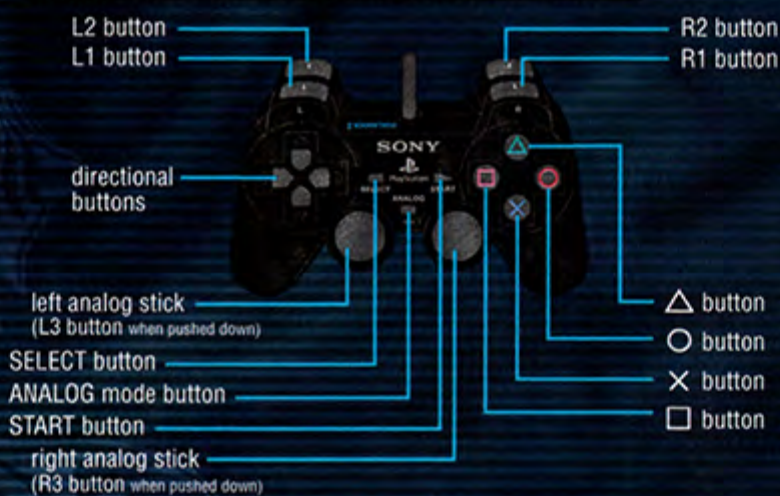
To load a game, select the chapter and then the event checkpoint that you wish to continue the game from.

You can also load tempsave data from this menu. See page 14 for more information.



# BASIC CONTROLS

## DUALSHOCK 2 ANALOG CONTROLLER CONFIGURATIONS



DIRGE of CERBERUS -FINAL FANTASY VII- allows for two different control methods:  
 1) DUALSHOCK 2 analog controller 2) USB-compatible keyboard and mouse

### Using the DUALSHOCK 2 analog controller

- Compatibility is only guaranteed with the DUALSHOCK 2 analog controller.
- The controller is automatically set to ANALOG mode.
- Vibration can be toggled on or off from the Control Settings menu.
- The controller must be inserted into controller port 1.

## BASIC CONTROLS

L1 BUTTON	MAGIC
L2 BUTTON	TOGGLE WEAPONS
R1 BUTTON	SHOOT
R2 BUTTON	RELOAD
L3 BUTTON	RESET CAMERA
R3 BUTTON	ZOOM / USE SCOPE
UP DIRECTIONAL BUTTON	MAP
DOWN DIRECTIONAL BUTTON	NOT USED
LEFT DIRECTIONAL BUTTON	CHANGE SHORTCUT ITEM
RIGHT DIRECTIONAL BUTTON	USE SHORTCUT ITEM
LEFT ANALOG STICK	MOVE
RIGHT ANALOG STICK	OPERATE CAMERA / MOVE SIGHT
START BUTTON	PAUSE
SELECT BUTTON	NOT USED
× BUTTON	JUMP / ACTION
○ BUTTON	MELEE / LOWER WEAPON
△ BUTTON	OPEN MAIN MENU
□ BUTTON	CROUCH / STAND
L1 BUTTON + R1 BUTTON	DEACTIVATE LIMIT BREAK

## MENU

DIRECTIONAL BUTTONS	MOVE CURSOR
L2 BUTTON	PREVIOUS PAGE
R2 BUTTON	NEXT PAGE
× BUTTON	CONFIRM
○ BUTTON	CANCEL
□ BUTTON	ADDITIONAL FUNCTIONS (IF AVAILABLE)





## USING A USB-COMPATIBLE KEYBOARD AND MOUSE

## USB-COMPATIBLE KEYBOARD

## MOUSE



## KEYBOARD

↑↓←→	OPERATE CAMERA / MOVE SIGHT (CANNOT BE CHANGED)
B	MELEE / LOWER WEAPON
V	OPEN MAIN MENU
A	MOVE LEFT
D	MOVE RIGHT
1~4	SELECT WEAPON
Q	CHANGE SHORTCUT ITEM
R	RELOAD
LEFT-CLICK + F OR ENTER + F	DEACTIVATE LIMIT BREAK
SPACE	JUMP
PAUSE	PAUSE

ENTER	SHOOT
N	TOGGLE WEAPONS
W	MOVE FORWARD
S	MOVE BACKWARDS
SHIFT	HOLD TO WALK
M	MAP
E	USE SHORTCUT ITEM
F	MAGIC
X	CROUCH / STAND
Z	ZOOM
TAB	RESET CAMERA

## SET KEYBOARD FUNCTIONS

ESC	GO BACK IN MENU
0 (ZERO)	ADDITIONAL FUNCTIONS (IF AVAILABLE)
↑↓←→	MOVE CURSOR
PAGEDOWN	SCROLL DOWN IN MENU

TAB	NEXT PAGE IN MENU
ENTER	CONFIRM IN MENU
PAGEUP	SCROLL UP IN MENU

## MOUSE

MOVE MOUSE	OPERATE CAMERA / MOVE SIGHT
RIGHT-CLICK	MELEE / LOWER WEAPON
WHEEL CLICK	OPEN MAIN MENU

LEFT-CLICK	SHOOT
TURN WHEEL	TOGGLE WEAPONS



# EXTRA FEATURES

Select Extra Features from the title menu to display a menu of special content unlocked during play.

## Event Viewer

Watch the event scenes from the story. Unlock new scenes by shooting hidden targets located throughout the 12 chapters.

## Character Viewer

View 3D models of the game's characters. Unlock new characters by shooting hidden targets found throughout the extra missions.

## Sound Gallery

Listen to music from the game's soundtrack. Unlock new songs by shooting hidden targets found throughout the extra missions.

## Art Gallery

View artwork used in the game's development. Unlock new pages by shooting hidden targets found throughout the extra missions.

## Extra Missions

Test your skills in a variety of elaborate side missions. Unlock new stages by completing assigned objectives and shooting hidden targets found throughout the levels.



## DOLBY PRO LOGIC II

DIRGE of CERBERUS -FINAL FANTASY VII- can be enjoyed in surround sound by connecting the PlayStation 2 system's DIGITAL OUT (OPTICAL) connector or AV MULTI OUT connector to a compatible sound device. Devices capable of Pro Logic II decoding will output in 5 ch surround sound. Devices capable of Pro Logic decoding will output in 4 ch surround sound. This mode also allows for playing standard 2 ch stereo sound output.

• Please consult your sound device manual for further information.

Dolby, Pro Logic, and the double-D symbol are trademarks of Dolby Laboratories.





It was an epic tale: a battle for the planet's survival.

The sprawling metropolis of **Midgar** had become the world's center. Mako, a seemingly unlimited source of energy, supplied power to everyone. This energy source was developed and monopolized by an entity known as the **Shinra Electric Power Company**, which covered the surface of the planet with energy distribution facilities called mako reactors. Shinra had grown into a malevolent industry with incontestable economic power, as well as a tyrannical hand in politics.

Unknown to most, mako was the source of all life on the planet—the very lifeblood pulsing through its veins. As mako was pumped from deep below the planet's surface, the world slowly crept toward its imminent demise.

**Cloud Strife**, a mercenary formerly of Shinra's elite **SOLDIER** unit, agreed to cooperate with **Avalanche**, an anti-Shinra group established by **Barret Wallace**. However, Cloud could never have known what awaited him on his journey—his lost past and a cruel fate for the future.

Many gathered around Cloud in this struggle:

- **Tifa Lockhart**, Cloud's childhood friend and a master of martial arts.
- **Aerith Gainsborough**, a girl with the blood of the Ancients running through her veins, who Cloud would never forget.
- **Red XIII**, the last member of a race that lived alongside the planet and protected it with pride.
- **Cait Sith**, a fortune-telling robot whose true identity was **Reeve Tuesti**, a spy from Shinra.
- **Yuffie Kisaragi**, a young ninja gathering materia to restore her homeland to its former glory.
- **Cid Highwind**, a renowned pilot destined to be the world's first astronaut.
- **Vincent Valentine**, whose body was twisted by a mad Shinra scientist and made to sleep for 30 years.

The hopes and dreams of this stalwart band came together and escalated into a battle against **Sephiroth**, a man intent on destroying the entire planet.

Sephiroth, once a member of SOLDIER, was a legendary warrior who also served as Cloud's inspiration. Created through Shinra's **Jenova Project**, his power greatly surpassed that of any mere human. At one time in history, he was revered by all as a hero, but on the fateful day he discovered the secrets behind his birth, he set the town of Nibelheim ablaze and disappeared without a trace. As he vanished, he vowed to one day become ruler of the planet.

Several years later, he reappeared and initiated his plan to summon a wayward star from the cosmos and smash it into the surface of the planet using the ultimate destructive magic: Meteor. Aerith learned of the danger to the planet and prepared to use Holy, a sacred magic of the Ancients, to stop Meteor. However, she was felled by Sephiroth's blade.

Overcoming sorrow and despair, Cloud and his companions finally managed to defeat Sephiroth, but Meteor already hovered close above the planet's surface. The land screamed in agony as cities were slowly torn apart. In the midst of the chaos, Aerith's dying prayers were finally answered and Holy rose against the wicked magic. However, it was far too late, and nothing could stop the awesome strength of Meteor. At the moment when all seemed lost, the Lifestream appeared and synchronized with Holy, enveloping Meteor along with the entire planet...



Three long years have passed since the events of FINAL FANTASY VII...

Meteor had left a tremendous scar on the planet. The once green land withered and the radiant light of mako vanished. The calamity known as **Meteorfall** would never be forgotten by anyone who lived through that fateful day.

In the midst of this tragedy, people worked to help one another, and the world slowly began to rise from the ashes of decay and decimation.

Just as things began to stabilize, an ominous event transpired in **Junon**. In the course of a single night, a large number of people disappeared without a trace. News of this mass disappearance carried swiftly across the globe and spawned rampant speculation.

Around the same time, in the city of **Edge**, eerie rumors passed through the streets. Rumors of screams echoing from nearby **Midgar**, night after night...

At the heart of Meteor's attack on the planet, Midgar had sustained the most damage and was no longer a place for man to dwell. However, records were uncovered that led many to believe that people had been left behind in the city. Television crews and volunteer organizations sent in rescue teams, but not a single person returned...

**Kalm**, located to the east of Midgar, also sustained major damage during Meteorfall, but had managed to recover—thanks to the efforts of its people. Plans for a large celebration were underway.

Vincent Valentine is summoned to the celebration by Reeve Tuesti, an old comrade who fought by his side three years ago in the struggle against Sephiroth.

As festive participants fill the streets and celebration envelops the town, a mysterious group of soldiers attacks without warning. People all over the town are gunned down or captured by these unidentified invaders. Vincent bears witness to the tragedy unfolding around him and leaps into action. What he doesn't know is that these soldiers are also looking for him...



**REEVE TUESTI**

The former head of Shinra's Urban Development Department. He is currently serving as the commissioner of the World Regenesis Organization (WRO), a group devoted to helping the planet recover from the Meteorfall tragedy and standing against those who would threaten the world again.

**YUFFIE KISARAGI**

A young ninja from the distant land of Wutai. Three years ago, she became entangled with Cloud and his companions during her search for materia. She is away from her homeland and has been (somewhat) forced into joining the WRO. She is in charge of espionage and intelligence gathering.



8

**VINCENT VALENTINE**

Originally a gun-slinging member of the Turks, back in the days when Shinra Electric Power Company was known as Shinra Manufacturing. The mad scientist Hojo transformed his body into the aberration it is today. His long slumber in a coffin below Shinra Manor came to an end three years ago, when he was awakened by Cloud and joined him on his quest.





## SHELKE

Although her appearance is that of a 10-year-old girl, Shelke is actually a member of the Tsviets, an elite Deepground unit. Her specialties include the ability to dive into virtual networks and wield two EM sabres in combat. She is working closely with Azul in the search for Vincent's whereabouts.



## AZUL

Also a member of the Tsviets. His appearance has earned him the title of "Azul the Cerulean." His greatest love is battle, and his awe-inspiring power allows him to wield a tank's cannon as if it were a toy.



## ROSSO

A member of the Tsviets whose body is stained crimson. She moves with the elegance and speed of a panther, and can shoot airwaves from her hands. She is ferocious and unstable. Her dream is to see the world devoid of all human life.





## ADVANCING THROUGH THE STORY

Vincent's tale is told through a series of tightly interwoven chapters. The world of FINAL FANTASY VII becomes the battlefield, and Vincent must combat enemies with guns, melee attacks, and more. Defeating enemies yields gil, ammunition, and other useful items. Vincent can also accumulate experience points by neutralizing targets.



## STAGE MISSIONS

During the game, Vincent will be prompted to complete specific missions within certain stages. These missions contain a variety of objectives, including defeating enemies or assisting allies in combat. Vincent's prowess at completing each mission is assessed at the stage results screen.



## STAGE RESULTS

At the end of each stage, Vincent will be evaluated on the number of targets destroyed, his accuracy, and other statistics. The better his assessment, the more gil he will receive as a reward.



## CALCULATING POINTS AND LEVELING UP

Points are calculated at the end of a stage, or when Restart is selected from the game over screen. Experience gained by defeating enemies may be used towards leveling up, or may be converted into gil.



## SHOPPING AND MODIFICATION

Vending machines located throughout the game can be used to conduct a variety of transactions, including buying or selling items, or modifying Vincent's weapons. Modification allows Vincent to improve his weapons' functionality and strength. The shop menu is also available at the end of each stage.



## GAME OVER

When Vincent is KO'd (HP falls to zero), the game over screen appears. Selecting **Restart** will calculate points up to where Vincent was defeated, allowing him to gain experience and level up. He will then begin again at the last checkpoint. Select **Quit** to return to the title screen.





## BATTLEFIELD SCREEN



1. Status Gauges
2. Sight Display
3. Ammunition Details
4. Assault Radar (Displays the direction of incoming enemy attacks)
5. Killchain (Defeating multiple enemies in succession will increase the Killchain count and strengthen Vincent's next attack.)

## STATUS GAUGES



6. Magic Level
7. Currently Equipped Materia (The color will change depending on the materia equipped.)
8. MP Gauge
9. HP Gauge (Displays current and maximum hit points.)





## MAIN MENU

The main menu can be displayed by pressing the **△** button while on the battlefield. From here, Vincent can access other menus to perform necessary functions, including weapon customization and status confirmation. When the menu is opened in Normal mode, the game is paused. In Hard and Ex Hard modes, the game continues, leaving Vincent susceptible to enemy attack.



## MAP

The map displays the area around Vincent's current location. The directional buttons can be used to scroll the map. Sometimes, important locations will be displayed on the map, so it may be useful to refer to it during missions. The map can also be displayed by pressing the up directional button. The left analog stick can be used to control Vincent while the map is displayed. However, while in this mode, Vincent cannot fire his weapon, use magic, jump, crouch or access the menu.



## ITEM

Items are divided into the types listed below and can be distinguished from one another by their specific icons. Certain items have restrictions on how many can be carried simultaneously.



Current Inventory/  
Maximum Capacity

	<b>FRAME</b>	EQUIPPED IN THE FRAME SLOT; A GUN'S BASIC BODY
	<b>BARREL</b>	EQUIPPED IN THE BARREL SLOT; A GUN'S SPECIALIZED BARREL
	<b>SCOPE</b>	EQUIPPED IN THE SCOPE SLOT; ASSISTS WITH SNIPING, AS WELL AS OTHER FUNCTIONS.
	<b>OPTION</b>	EQUIPPED IN THE OPTION SLOT; INCREASES A WEAPON'S CAPABILITIES
	<b>ACCESSORY</b>	EQUIPPED IN THE ACCESSORY SLOT; INCLUDE, BUT ARE NOT LIMITED TO, MATERIA
	<b>AMMUNITION</b>	AMMUNITION IS DEPLETED WHEN FIRING A WEAPON. THERE ARE THREE DIFFERENT TYPES OF AMMUNITION, CORRESPONDING TO THE GUN'S FRAME.
	<b>CONSUMABLE ITEMS</b>	THESE ITEMS CAN ONLY BE USED ONCE, SUCH AS POTIONS AND ETHER
	<b>KEY ITEMS</b>	THESE ITEMS, SUCH AS CARDKEYS, ARE NECESSARY TO ADVANCE IN THE STORY





## CUSTOMIZE

Weapons have five slots, in which different parts with a variety of abilities can be equipped. Selecting a slot displays the parts in Vincent's inventory that may be equipped. Three different customizations may be stored at once in the Customize menu. Note that each of the three customizations must have a frame and barrel equipped at all times. The five different slots are listed below.

<b>FRAME SLOT</b>	CONTROLS A WEAPON'S MOST BASIC FUNCTIONS. THE FRAME DETERMINES THE TYPE OF AMMUNITION USED. THE THREE FRAMES AVAILABLE ARE HANDGUN, MACHINE GUN, AND RIFLE.
<b>BARREL SLOT</b>	DETERMINES A WEAPON'S RANGE AND ACCURACY
<b>SCOPE SLOT</b>	ASSISTS WITH SNIPING, AS WELL AS OTHER FUNCTIONS
<b>OPTION SLOT</b>	INCREASES THE PERFORMANCE OF VARIOUS FUNCTIONS
<b>ACCESSORIES</b>	ADDS A VARIETY OF ABILITIES TO WEAPONS

Parameters used to describe weapon performance are listed below.

<b>WT</b>	WEIGHT
<b>POW</b>	ATTACK POWER
<b>SPD</b>	FIRING SPEED
<b>RNG</b>	RANGE
<b>S</b>	SHORT-RANGE ACCURACY
<b>M</b>	MEDIUM-RANGE ACCURACY
<b>L</b>	LONG-RANGE ACCURACY

A weapon's overall ability is also displayed on a chart. There are four levels (C, B, A, and S), with C representing the weakest and S the strongest.

## STATUS

This menu displays information about Vincent.

<b>LEVEL</b>	VINCENT'S LEVEL
<b>TO NEXT LEVEL</b>	EXPERIENCE REQUIRED TO LEVEL UP
<b>TOTAL</b>	TOTAL EXPERIENCE POINTS ACCUMULATED
<b>STR</b>	VINCENT'S ATTACK POWER
<b>DEF</b>	VINCENT'S DEFENSE RATING
<b>DEX</b>	VINCENT'S DEXTERITY (INFLUENCES ACCURACY)
<b>INT</b>	VINCENT'S INTELLIGENCE (INFLUENCES MAGIC ATTACKS)
<b>PLAY TIME</b>	TOTAL PLAY TIME
<b>GIL</b>	CURRENT GIL TOTAL



### Current Parts

From the top: frame slot, barrel slot, scope slot, option slot, and accessory.

### Radar Chart





## CONFIG

This menu allows for customization of game and controller settings. Use the L2 and R2 buttons to scroll through the pages.

<b>CONTROL SETTINGS</b>	CHANGE OPTIONS SUCH AS VIBRATION, TARGETING CONTROLS, AND CAMERA SETTINGS
<b>CONTROLLER SETUP</b>	ASSIGN COMMANDS TO CONTROLLER BUTTONS
<b>MOUSE SETUP</b>	ASSIGN COMMANDS TO THE MOUSE
<b>KEYBOARD SETUP</b>	ASSIGN COMMANDS TO THE KEYBOARD
<b>OTHER SETTINGS</b>	CHANGE SETTINGS SUCH AS SOUND OUTPUT, SUBTITLE DISPLAY, AND SCREEN BRIGHTNESS



## RESTART

Restores Vincent to the most recent checkpoint in the current stage.

You cannot restart from tempsave points.



## TEMPSAVE

Save the current game and return to the title screen. Only one tempsave file may exist at any one time. Loading the tempsave file or a normal save file will delete the current tempsave.

## QUIT

Return to the title screen without saving.

## ACTIONS

While on the battlefield, Vincent can perform a variety of different actions.

### MOVEMENT

LEFT ANALOG STICK	MOVE VINCENT
X BUTTON	JUMP / ACTION
○ BUTTON	CROUCH / STAND
LEFT ANALOG STICK + ○ BUTTON	ROLL (TUTORIAL MODE ONLY) / RUSH



When Vincent is struck by a powerful attack, he may be knocked back onto the ground. A well-timed jump, rush, or roll (in the tutorial mode only) just as he is hitting the ground will allow him to recover instantly without falling.

### FIRING

Pressing the R1 button brings up the sight, allowing Vincent to aim at enemies. Pressing R1 again fires the current weapon at the targeted location. Use the right analog stick to hone in on enemies and fire. Press the ○ button to lower Vincent's weapon. Shooting depletes ammunition. Once ammunition runs out, Vincent will be unable to fire, so keep an eye on the display in the lower left corner of the screen.





## AIMING

On the settings screen when you first begin the game, you will be able to select from three different types of sight support: manual, semi-automatic, and automatic. Choose the option which best suits your own skills and abilities. This setting can be changed at any time from the Config menu.

<b>MANUAL</b>	NO SIGHT SUPPORT. ALL AIMING IS DONE MANUALLY.
<b>SEMI-AUTOMATIC</b>	SIGHT WILL BE DRAWN TO NEARBY TARGETS
<b>AUTOMATIC</b>	SIGHT WILL BE DRAWN TO AND FIXED ON NEARBY TARGETS

## MAGIC

Equipping materia allows Vincent to utilize magical attacks. To use magic, press the L1 button when the sight is displayed.

Magic points (MP) are required to use magic. MP can be obtained by stepping on mako points scattered throughout the battlefield or by using certain items.



Mako Point



## USING ITEMS

Obtain items on the battlefield by walking over them. An item has been acquired if its name is displayed in green in the lower left corner of the screen. Items that cannot be picked up will have their names displayed in red. A window may appear when certain important items are obtained.

Consumable items can be used via the Item menu or by using the shortcut keys. Press the left directional button to scroll through Vincent's items, and the right directional button to use the selected item.



## MELEE ATTACKS

Vincent can use melee attacks against nearby enemies by pressing the **○** button. Pressing **○** in rapid succession initiates a powerful combo attack. Certain enemy attacks may be deflected using melee techniques.



## JUMPING AND AERIAL COMBOS

Pressing **⊗** will cause Vincent to jump. Jumping a second time while already in the air will allow Vincent to jump even higher. Aerial combos can be performed by pressing **○** rapidly after jumping. Using melee attacks while double jumping will yield even longer aerial combos.



## LIMIT BREAK

Using the consumable item "Limit Breaker" from either the main menu or the shortcut menu will transform Vincent into the Galian Beast. This will fully replenish Vincent's HP as well as drastically increase his melee attack power and defense rating. However, he will be unable to use guns while in this form. The limit break will last for a short time and can be deactivated manually by pressing the L1 and R1 buttons simultaneously.



### Actions During Limit Break

<b>○</b> BUTTON	JUMP / ACTION
<b>R1</b> BUTTON	LONG-RANGE HOMING BLAST

Performing a melee combo while in the air as the Galian Beast will yield a special aerial combo exclusive to the Limit Break form.











**PRODUCER**  
YOSHINORI KITASE  
**DIRECTOR**  
TAKAYOSHI NAKAZATO  
**CHARACTER DESIGNER**  
TETSUYA NOMIURA  
**MAIN PROGRAMMER**  
YOSHIKI KASHITANI  
**SCENARIO & EVENT  
PLANNING DIRECTOR**  
HIROKI CHIBA  
**BATTLE PLANNING DIRECTOR**  
KEISUKE MATSUHARA  
**CHARACTER MODELING  
DIRECTOR**  
TOMOHIRO KAYANO  
**CHARACTER TEXTURE  
DIRECTOR**  
TAKUJI SASAKI  
**ANIMATION DIRECTOR**  
JUZO SATO  
**SUB-CHARACTER &  
MECHANICS DESIGNER**  
YUSAKU NAKAOKI  
**ART DIRECTOR**  
YUKIO NAKATANI  
**ART SUPERVISOR**  
YUSUKE NADRA  
**3D MAP DIRECTOR**  
NORIFUMI NAGAOKA  
**VFX DIRECTOR**  
SHINTARO TAKAI  
**CHIEF MENU DESIGNER**  
YOICHI SEKI  
**MOVIE DIRECTOR**  
KAZUYUKI IKUMORI  
**COMPOSER**  
MASASHI HAMALUZI  
**SYNTHESIZER OPERATOR**  
RYO YAMAZAKI  
**SOUND PROGRAMMER**  
MINORU AKAO  
**SUPERVISING DIALOGUE  
EDITOR**  
TERUAKI SUGAWARA  
**CHIEF SOUND EDITOR**  
KENICHI MIKOSHIBA  
**ASSOCIATE PRODUCER**  
HIDEKI IMAIZUMI  
**PUBLICITY PRODUCER**  
AKIO OHFUJI  
**THEME SONG**  
GACKT

**PROGRAMMING**  
**BATTLE PROGRAMMER**  
YUSUKE MATSUI  
**3D RENDERING ENGINE  
PROGRAMMER**  
KOJI OHNO  
**VFX PROGRAMMERS**  
YASUNARI OHNISHI  
MASAYUKI SAITO  
**MENU PROGRAMMER**  
MORI TAKASHI  
**NETWORK PROGRAMMER**  
HIDEYUKI KASUGA  
**TOOL PROGRAMMER**  
ATSUSHI EBISAWA

**ARCHENEMY AI  
PROGRAMMER**  
KOJI HONMA

**PLANNING**  
**EVENT PLANNERS**  
TATSUO SAITO  
TAKASHI ARAI  
**BATTLE FIELD PLANNERS**  
TAKESHI YAMAGISHI  
KENTA MORIOKA  
YUICHI ITAKURA  
MASAKI KUNIKATA  
DAISUKE INOUE  
**MENU PLANNER**  
MASAHIRO ISHIHARA

**CHARACTER GRAPHICS**  
**CHARACTER ART DESIGNERS**  
TOMOHIRO HASEGAWA  
MIHOKO ISHII  
**CHARACTER MODELING  
CO-DIRECTOR**  
HIDEO KUBOTA  
**CHARACTER MODELING  
DESIGNERS**  
TOMOHIKO GOTO  
FUMITAKA YANO  
TOMOHIRO TOKORO  
YASUHIKO MURAOKA  
YOSHINORI WAKIYA  
ISAMU MICHIKOSHI  
NOBUHIRO GOTO  
**CHARACTER TEXTURE  
DESIGNERS**  
SEIJI NANASE  
RURI FUKUDA  
HITOMI MIBAYASHI  
NAO YOSHIKAWA  
MARIE IWANAGA  
YASUKA SUZUKI  
RINNOSUKE KAWAI  
**ANIMATION DESIGNERS**  
MANABU INOKUCHI  
MAKOTO SHIMIZU  
MITSUHISA EBISUMOTO  
FUMIYUKI ENOMOTO  
TOMOKO KANESAKU  
KOHEI TOYAMA  
NORIKO NIWA  
**ANIMATION & MOTION  
CAPTURE DESIGNERS**  
HIROSHI FUKASAWA  
JUN TANAKA  
MIEKO KINOSHITA  
**FACIAL DESIGNERS**  
YUKO KARIUBE  
JAMES SCOTT WILLIAMSON  
**CONTINUITY DESIGNER**  
MAMORU KUROSAWA  
**ANIMATION SUPERVISOR**  
TATSUYA KANDO

**BACKGROUND GRAPHICS**  
**BG ART DESIGNERS**  
MASATERU IKEDA  
KEISUKE WAKABA  
KENTA TANAKA  
**BG ART SUPERVISOR**  
RYOSUKE AIBA  
**3D MAP DESIGNERS**  
MANABU DAISHIMA  
KAZUSHI URATA  
TAKATO ITO  
JUN SAKURAI  
TATSUHIRO OKAMOTO  
MOTOHIRO MURAKAMI  
YASUNORI YANAGAWA  
YOSHIYUKI SHIKANO  
HISAYUKI AIUCHI  
KAZUMA MARUYAMA  
RYOKO HORIE  
AYUMI IINO  
**3D MAP SUPERVISOR**  
MASAHIRO TANAKA  
**ADDITIONAL 3D MAP  
COOPERATION**  
YASUSHI KAMEDA  
RYO HASEGAWA  
**3RD PARTY CONTRACTOR**  
MONOLITH SOFTWARE INC.

**VFX & COMPOSITES**  
**VFX DESIGNERS**  
TADACHIKA IIMA  
MITSUHAIRU YOSHIDA  
HIROKO KAMIMURA  
**MENU DESIGNER**  
HIROYUKI NAKAGAWA

**MOVIES**  
**LAYOUT & SEQUENCE  
DESIGNERS**  
HIROSHI FUJIWARA  
KAZUHIITO SHIMADA  
HIROYUKI HONDA  
TAKUMI KIMURA  
RYOTA TANAKA  
IICHIRO YAMAGUCHI  
YUKI AKAMA  
SHINYA FUKAURA  
YOSHINORI OSAKI  
**CHARACTER MODEL  
DESIGNERS**  
KEN YUASA  
TADAHIRO INOUE  
MITSUHAIRU FUSHIE  
TAKUMI IWANAGA  
**SET & PROP DESIGNERS**  
TAKAFUMI NISHIMURA  
SANAE NAKANISHI  
MEGUMI YASUE  
TAKUYA SUZUKI  
MASANORI CHOKKI  
KOHEI MAETSUKA  
**ANIMATION DESIGNERS**  
SATOSHI NAITO  
HIROTAKE SAWADA  
AKEMI KAWASAKI  
KUMIKO YAMADA  
**CHARACTER SETUP &  
SIMULATION DESIGNERS**  
AKIHIRO TSUCHIYA  
MITSUHAIRU FUKAI  
KAZUHISA CHIDA  
EISHU TAKAMURA  
AKITO MOGI  
YUJIRO TADA  
**VFX DESIGNERS**  
KOJI TANAKA  
KIYOSHI ABE  
YASUOKU ASAKURA  
TAKAOKI OKAMOTO  
ISAMU WATAMORI  
REN KIKUCHI  
**MOTION CAPTURE DESIGNERS**  
JUNICHI HAYASHI  
TOMOYA SUZUKI  
HIROKO MASUDA  
HIROKI MINAMI  
**COMPOSITE DESIGNERS**  
YASUHAIRU YOSHIZAWA  
YUKO KITO  
**EDITOR**  
KEIICHI KOJIMA  
**CG ENGINEERS**  
KOTARO BEPPU  
KEISUKE MIYAZAKI  
TAKU WAKISAKA  
FRED T. Y. HUI  
HIROFUMI KAWAI  
**VISUAL WORKS  
COORDINATORS**  
HAZUKI FUJIMOTO  
RYOSUKE INAGAKI  
SAIKA AOKI  
**VISUAL WORKS MANAGER**  
HIROSHI KUWABARA  
**3RD PARTY CONTRACTORS**  
IMAGE CORPORATION  
DIGITAL FRONTIER INC.  
SHIROGUMI INC.  
CGCG INC.

**SOUND**  
**TOOL PROGRAMMER**  
SATOSHI AKAMATSU  
**DIALOGUE EDITOR**  
JOTA GOTO  
**SOUND EDITORS**  
MASAMI ABE  
AI YAMASHITA  
MASAYUKI SATO  
**SOUND SECTION MANAGER**  
MASAYUKI TANAKA

**SOUND SECTION**  
**COORDINATOR**  
MASASHI KITAGAWA  
**ORCHESTRA ARRANGER**  
YOSHIIISA HIRANO  
**RECORDING CONDUCTOR**  
KOJI HAJIUMA  
**ORCHESTRA**  
TOKYO PHILHARMONIC  
**RECORDING & MIXING  
ENGINEER**  
TORU KAMEKAWA  
**RECORDING HALL**  
TOKYO METROPOLITAN ART  
SPACE CONCERT HALL  
**MIXING STUDIO**  
SOUND INN FST.  
**RECORDING COORDINATOR**  
FUMIO TAKANO  
SONY PCL INC.  
**MIXING ENGINEER**  
KAZUTAKA SOMIYA  
**ASSISTANT MIXING ENGINEER**  
KATSUHISA SADAYASU  
**POST-PRODUCTION MANAGER**  
CHIAKI IKEJIMA  
**MIXING STUDIO**  
408 THX SUITE  
(THX PM3 CERTIFIED)  
AT SONY PCL INC.  
HALF H. P. SHINJUKU  
**SATELLITE STUDIO**  
**MIXERS**  
YASUO ARAI  
HIDEKI SHIGEMITSU  
**ASSISTANT MIXER**  
TAKAHIRO KOBAYASHI  
OMINIBUS JAPAN  
SANPLINZAKA STUDIO  
**MIXER**  
KAZUYOSHI IINO  
**ASSISTANT MIXER**  
HISAKO YANAGAWA  
**STUDIO BOOKING STAFF**  
HALF H. P. STUDIO CO., LTD  
TORU NAKANO  
AKIKO NAKAMURA

**"REDEMPTION"**  
**VOCALIST**  
GACKT  
**COMPOSER**  
GACKT C  
**LYRICIST**  
GACKT C  
**ARRANGER**  
GACKT C/DHACHAMARU  
**RECORDING & MIXING  
ENGINEER**  
MOTONARI MATSUMOTO  
**ASSISTANT ENGINEER**  
MASAHIRO SHIMBO  
**RECORDING & MIXING STUDIO**  
WARNER MUSIC  
**RECORDING STUDIO**  
LICENSED FROM  
MUSEUM MUSEUM/  
NIPPON CROWN  
**"LONGING"**  
**VOCALIST**  
GACKT  
**COMPOSER**  
GACKT C  
**LYRICIST**  
GACKT C  
**ARRANGER**  
GACKT C/DHACHAMARU  
**RECORDING & MIXING  
ENGINEER**  
MOTONARI MATSUMOTO  
**ASSISTANT ENGINEER**  
MASAHIRO SHIMBO  
**RECORDING & MIXING STUDIO**  
WARNER MUSIC  
**RECORDING STUDIO**

**LICENSED FROM**  
MUSEUM MUSEUM/  
NIPPON CROWN  
**THEME SONG COORDINATION**  
MUSEUM MUSEUM/  
NIPPON CROWN  
**A & R DIRECTORS**  
FUMINORI TERAKADO  
(NIPPON CROWN/  
GACKT ROOM)  
TAKEKI MAEDA  
(NIPPON CROWN/  
GACKT ROOM)  
**ARTIST MANAGER**  
KIMIKO IKEGAMI  
(MUSEUM MUSEUM)  
**TIE-UP COORDINATION**  
DENTSU INC.  
KENTARO KAWAI  
KENTARO KASAMA  
KOSUKE YONEZAWA  
**TIE-UP SUPERVISOR**  
ATSUSHI OTAKI (ADFORCE)  
**TIE-UP PRODUCER**  
HIROSHI HASEGAWA  
(MUSEUM MUSEUM)

**THX**  
**pm3**  
**CERTIFIED**

**CAST** **VOICE ACTORS**  
VINCENT VALENTINE  
STEVE BLUM  
SHELKE RUI  
KARI WAHLGREN  
SHALUA RUI  
KIM MAI GUEST  
REEVE TUESTI  
JAMIESON PRICE  
CAIT SITH  
GREG ELLIS  
WEISS  
DAVE BOAT  
NERO  
MIKE ROCK  
AZUL  
BRAD ABRELL  
ROSSO  
MARY ELIZABETH MCGLYNN  
YUFFIE KISARAGI  
MAE WHITMAN  
CID HIGHWIND  
CHRIS EDGERLY  
CLOUD STRIFE  
STEVE BURTON  
TIFA LOCKHART  
RACHAEL LEIGH COOK  
BARRET WALLACE  
BEAU BILLINGSLEA  
GRIMOIRE VALENTINE  
BOB JOLIS  
LUCRECIA CRESCENT  
APRIL STEWART  
HOJO  
PAUL EIDING  
G  
ROBIN ATKIN DOWNES  
INCIDENTAL CHARACTERS  
ROSALYN LANDOR  
DOUG ERHOLTZ  
WENDEE LEE  
DAVE FOUQUETTE  
DEBI MAE WEST  
STEPHANIE SHEH  
KIRK THORNTON  
JULIE STEVENS  
BENJAMIN BRYAN  
KEITH FERGUSON  
DAN MILANO  
GRACE ROLEK  
JOHNNY YONG BOSCH  
DAN WOREN  
PAUL ST. PETER  
STEVE KRAMER



YURI LOWENTHAL  
TARA PLATT  
MICHELLE RUFF  
GRANT GEORGE  
LEX LANG  
PETER DOYLE  
DAVE MALLOW  
LIAM O'BRIEN  
RICHARD CANSINO  
MICHAEL SORICH  
DAVID LODGE  
COLLEEN O'SHAUGHNESSY  
JAMES BRINKLEY  
KAREN STRASSMAN  
WENDY K. GRAY  
DALE INGRAM  
KATHRYN FELLER  
ANDRE SOGLIUZZO  
JASON SINGER  
JESSICA BEE-GEORGE  
TERRENCE STONE  
JIM WARD  
GLOBAL VOICE ACTORS  
81 PRODUCE JR.  
VOICE ACTORS

MOTION ACTORS  
EVENT MOTION  
JUN ISHII  
AKIHIKO KIKUMA  
IPPEI HISA  
NATSUHO MATSUDA  
YOKO YOSHIDA  
AIKO SHIMOJI  
DANCE MOTION  
HIROMI YASUMOTO  
CHIAKI OSHIMA  
YUMI TATEISHI

DANCE CHOREOGRAPHER  
TOMONORI  
ACTION MOTION  
RIICHI SEIKE  
MASAHIRO WATANABE  
MIWA HASHIGUCHI  
YUYA NAWATA  
ACTION & STUNT COORDINATOR  
JUN MURAKAMI  
ACTOR MANAGEMENT  
81 PRODUCE CO., LTD.  
JAPAN ACTION ENTERPRISE  
CO., LTD.  
SEINENZA FILM PRODUCTION  
CO., LTD.  
STARDAS21  
T-STEPS  
YAEKAKI OFFICE

PROJECT G GACKT  
STYLISTS  
MONKEY  
(MONKEY ACT DESIGN)  
ROCKEY  
(MONKEY ACT DESIGN)  
YOKO NAKAI  
(MONKEY ACT DESIGN)  
HAIR & MAKE-UP ARTIST  
TAMAYO KOTAKE (BE\_GLEE)  
FILMING  
SILICON STUDIO CORPORATION  
SWISH JAPAN INC.

**US VOICE RECORDING**  
SKYLARK SOUND STUDIOS  
VOICE DIRECTOR  
ROBERT BUCHHOLZ  
PRODUCTION MANAGER  
RITA KEDINEOGLU  
PRODUCTION COORDINATOR  
NADIA KEDINEOGLU  
RECORDING ENGINEERS  
KOSTAS GKIKAS  
RITA KEDINEOGLU  
DIALOGUE EDITORS  
RITA KEDINEOGLU  
GIL PEREZ

CASTING, RECORDING &  
PRODUCTION SERVICES  
SKYLARK SOUND STUDIOS  
CASTING DIRECTOR  
RITA KEDINEOGLU

AFTRA SIGNATORY &  
CONTRACT ADMINISTRATION  
SKYLARK SOUND STUDIOS  
PAYROLL SERVICES  
SAVANT PRODUCTIONS

### PROJECT MANAGEMENT

PROJECT MANAGER  
YOSUKE IKEDA  
PROJECT ASSISTANT  
TATSUYA NONAKA  
CREATOR COORDINATION STAFF  
TAKAKO YAMASHITA  
MIYUKI MIYAZAKI  
NOBUYUKI KASHIHARA  
LEGAL AFFAIRS COORDINATOR  
AYAKO HINO  
RATINGS ADVISOR  
REIKO KONDO  
GENERAL PRODUCER  
KOJI YAMASHITA

### PUBLICITY

PUBLICITY CO-PRODUCER  
MASATO KOGURE  
PUBLICITY STAFF  
KAKUKO OGINATA  
PUBLICITY ASSISTANT  
YUMI KATSUYAMA  
GENERAL PRODUCER  
KOJI TAGUCHI

### QUALITY ASSURANCE

QA COORDINATOR  
TAKUYA KONNO  
QA ASSISTANT COORDINATORS  
NAOKI SHINAGAWA  
YASUTAKA NAKASHIMA  
QA SENIOR TESTER  
RYOSUKE SUMIYOSHI  
QA TESTERS  
AYUMI HIGUCHI  
KYOSUKE INOUE  
KAZUYUKI KAGEYAMA  
YUYA TAKAHASHI  
SATOSHI MIURA  
YUMIE KAWAMURA  
MITSURU FURUICHI  
YOSHIYUKI TAKASHIMA  
YOSUKE TSUKAMOTO  
TAKAHIRO SHIBUYA  
... AND ALL QA STAFF  
TECHNICAL QA ENGINEERS  
KAZUYA OKAMOTO  
HISATO IWATSUKI  
TECHNICAL QA ASSISTANTS  
YUSUKE SADAMASA  
TOSHIMITSU UMEZAWA  
TECHNICAL QA DIRECTOR  
HIDEYUKI KATO  
QA MANAGER  
YUKIHIRO SHIBUYA

### NETWORK SYSTEMS

SYSTEM ADMINISTRATORS  
TAKAYUKI KOMINE  
MASAYA TATEOKA  
SHIN YAMAMOTO  
SHINICHI SHIBATA  
NETWORK SYSTEMS STAFF  
JUNKO KURODA  
SHINGO NIWANO  
MUNETO WATANABE  
AKANE KAKUI  
... AND ALL NETWORK  
SYSTEMS STAFF

### LOCALIZATION

SQUARE ENIX CO., LTD.  
TRANSLATORS  
M. C. KOJI FOX  
CHRISTOPHER M. KENNEDY  
LOCALIZATION ASSISTANT  
MIKI HAMASAKI  
LOCALIZATION DIRECTOR  
MAYUMI KAWAKAMI  
LOCALIZATION GENERAL MANAGER  
MASASHI HIRAMATSU  
SQUARE ENIX, INC.  
QUALITY ASSURANCE MANAGER  
DAVID "RIBS" CARRILLO  
ASSISTANT QA MANAGER  
MOHAMMED A.C. WRIGHT  
SENIOR QA COORDINATOR  
AARON J. ADAMS  
QA ASSOCIATES  
GLENN LEE  
JASON SANDERS  
QA COORDINATOR  
KEITH P. MARTZ  
QA TEAM  
ISAGANI CAMANGIAN  
ROGER CHUANG  
JEREMY GOLDSMITH  
KENN KONNO  
LOUIS SEDENO  
LILA SHIN  
QA TRANSLATOR  
ARTHUR T. KAWAMOTO  
ELIJAH SMOLKO  
LOCALIZATION & QA DIRECTOR  
YUTAKA SANO  
EXECUTIVE DIRECTOR OF  
COMMUNITY & SERVICE  
YASU KUROSAWA  
SENIOR MANAGER OF OPERATIONS  
FRANKO F. FONSECA  
INFORMATION CENTER MANAGER  
WALTER BRAME  
INFORMATION CENTER SUPERVISORS  
CARL HIDALGO  
SEAN MICHAEL  
INFORMATION CENTER  
REPRESENTATIVES  
JEREME SKELTON  
NEIL "TAK" HERRERA  
PUBLIC RELATIONS  
SONIA IM  
CHARLIE SINHAZENI  
FREDERICK K. HASHI  
PRODUCT MARKETING  
FERNANDO BUSTAMANTE  
FELICE V. WU  
PHILIP SER  
ISSEI SHIMIZU  
PROJECT COORDINATION  
KUMIKO HAKUSHI  
NAOKO YAMAMURA-RICE  
EMI MAURER  
MARKETING COMMUNICATIONS  
PATRICK H. CERVANTES  
JONATHAN OODPERSON  
TIM LAW  
WILBUR LIN  
PARKER SAPP  
SALES  
RON KURTZ  
ALAIINE C. DE LEON  
KANJII TASHIRO  
TRACI JONES  
SHUNDEA K. BROOKS  
EXECUTIVE DIRECTOR,  
SALES & MARKETING  
SHINJI FUTAMI  
SENIOR VICE PRESIDENT  
SHINJI HASHIMOTO  
VP, LEGAL AFFAIRS &  
GENERAL COUNCIL  
NEAL BLACK  
PRESIDENT & COO  
DAISHIRO OKADA

### SPECIAL THANKS

KAZUSHIGE NOJIMA (STELLAVISTA)  
YUKIHIKO KONDO (LANSDALE)  
ISAO NAKAJIMA (SLACK KEY)  
JIN SABURI (SABURI.COM)  
MICK KUBOTA (SONY)  
HIROMI OHTA (SONY)  
HIROHIDE SUGIURA  
(MONOLITH SOFTWARE)  
TOMOHIRO HAGIWARA  
(MONOLITH SOFTWARE)  
YASUYUKI HONINE  
(MONOLITH SOFTWARE)  
HIDEAKI HIROSE  
(MONOLITH SOFTWARE)  
NAOSHI ITO (MONOLITH SOFTWARE)  
TAKAKO SHIJO  
(MONOLITH SOFTWARE)  
YUICHI FURUKAWA  
(IMAGE CORPORATION)  
TAKAO NAMIKI (IMAGE CORPORATION)  
YUJI HAMAJIMA  
(IMAGE CORPORATION)  
YUSAKU TOYOSHIMA  
(DIGITAL FRONTIER)  
TAKASHI WATANABE  
(DIGITAL FRONTIER)  
ATSUSHI DOI (DIGITAL FRONTIER)  
YOSHIHIRO KOMORI (SHIROGUMI)  
HIROMASA INOUE (SHIROGUMI)  
KEIKO TOZAWA (SHIROGUMI)  
IVAN C. (CGCG)  
SAREANA SUN (CGCG)  
TSAI SHUI-WEN (CGCG)  
TATSUYA YABUTA  
TAKAKO MIYAKE  
SHUNTARO FURUKAWA  
HIDEKI MIZOGUCHI  
SOICHI SHIRAKABE  
HITOSHI OHORI  
CHI HARU TSUTSUI  
INCHIRO HAZAMA  
PATRICK CHEN  
ERI MORIMOTO  
TOMOHIKO HIRANO  
HITOSHI NISHIO  
KAZUHIRO HASEGAWA  
SAYORI YOSHIOKA  
NAOYUKI HIRAYAMA  
HIROKO OHBA  
MIYAKO KIBE  
YOSUKE MATSUDA  
AKIHIKO KASUGA  
MAKOTO ONDA  
KENJI TAKEMOTO  
SHOKO YOSHIDA  
TOMOYUKI HIRAOKA  
MICHIOH SASAKI  
HIROSHI HARADA  
YASUHIKO HASEGAWA  
TAKAHIRO FUJII  
ERI MARIYAMA  
KEN NARITA  
KATSUNOBU IIDA  
EMIKO SATO  
AYAKO SHINKAI  
MARIKO HIRAYAMA  
TAKASHI IDOGAWA  
HIROKO HAMADA  
HIROKO FUJIE  
COLIN WILLIAMSON  
KENIN KONNO

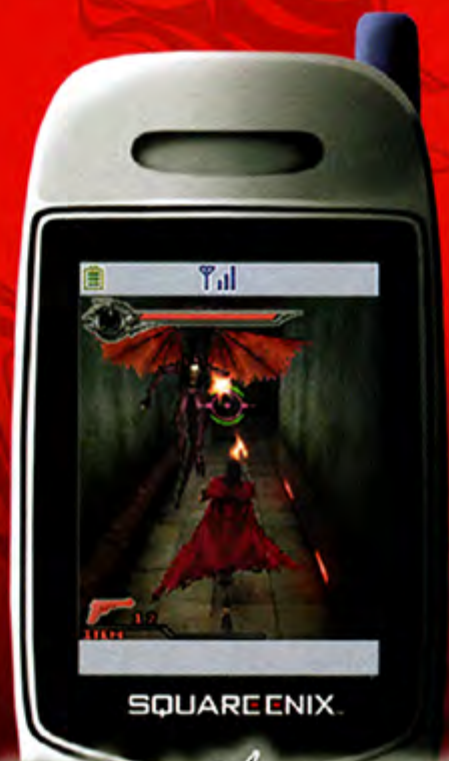
ALL FINAL FANTASY VII STAFF  
ALL SQUARE ENIX STAFF

... AND ALL FANS OF FINAL FANTASY

PRODUCTION EXECUTIVES  
YOICHI WADA  
KEIJI HONDA



Coming Soon To Mobile Phones.



**DIRGE of CERBERUS™**  
LOST EPISODE  
**FINAL FANTASY VII®**

Be the first to take a revolutionary step in mobile phone gaming!



- Two exciting modes—exploration and battle—give the player the best that the RPG and action genres have to offer.
- Intense network battles with other players.
- Familiar elements from FFVII, including materia and limit breaks.

© 2006 SQUARE ENIX CO., LTD. All Rights Reserved. CHARACTER DESIGN: TETSUYA NOMURA

For more information: <http://www.sqexm.com/dirge>



## LIMITED WARRANTY

The following warranty and support information applies only to customers in the United States and Canada, and only to original consumer purchasers of products covered by this warranty.

### LIMITED WARRANTY

Square Enix, Inc. ("SEI") warrants to the original purchaser of the enclosed product (the "Product") that the media containing the Product (which includes any replacement media provided under this warranty) will be free from defects in materials and workmanship for a period of ninety (90) days from the date of purchase (the "Warranty Period"). SEI's entire liability and your exclusive remedy under this limited warranty shall be, at SEI's option, repair or replacement, without charge, of the whole or affected portion of any Product that proves to be defective in material or workmanship during the Warranty Period.

### EXCLUSIONS FROM WARRANTY

This warranty applies only to defects in factory materials and factory workmanship. Any condition caused by abuse, unreasonable use, mistreatment, neglect, accident, improper operation, destruction or alteration, or repair or maintenance attempted by anyone other than SEI is not a defect covered by this warranty. Parts and materials subject to wear and tear in normal usage are not covered by this warranty.

### IMPLIED WARRANTIES AND INCIDENTAL AND CONSEQUENTIAL DAMAGES

Under state or provincial law, you may be entitled to the benefit of certain implied warranties. ANY APPLICABLE IMPLIED WARRANTIES, INCLUDING WARRANTIES OF MERCHANTABILITY AND FITNESS FOR A PARTICULAR PURPOSE, WILL CONTINUE IN FORCE ONLY DURING THE WARRANTY PERIOD. Some states and provinces do not allow limitations on how long an implied warranty lasts, so the above limitation may not apply to you.

NEITHER SEI NOR YOUR RETAIL DEALER HAS ANY RESPONSIBILITY FOR ANY INCIDENTAL OR CONSEQUENTIAL DAMAGES RELATING TO YOUR USE OF THE PRODUCT, INCLUDING, WITHOUT LIMITATION, ANY DAMAGES FOR LOSS OF DATA OR LOSS OF PROFIT, OR FOR ANY INCIDENTAL EXPENSES, LOSS OF TIME, OR INCONVENIENCE. As some states and provinces do not allow the exclusion or limitation of incidental or consequential damage, the foregoing limitation or exclusion may not apply to you.

### HOW TO OBTAIN WARRANTY SERVICE

To obtain warranty service, please send the defective Product, together with a copy of your original sales receipt, your return address, name and telephone number, should contact be necessary, and a brief note describing the defect to SEI at the following address: Square Enix, Inc., Customer Warranty, 999 N. Sepulveda Blvd., 3rd Floor, El Segundo, CA 90245. THE DEFECTIVE PRODUCT MUST BE POSTMARKED WITHIN NINETY (90) DAYS FROM THE DATE OF PURCHASE. PROOF OF PURCHASE IN THE FORM OF A DATED RECEIPT MUST BE INCLUDED TO OBTAIN WARRANTY SERVICE. The shipping costs for sending the defective Product to SEI is a sole responsibility of the Customer. SEI will not be liable for any damage or loss that occurs during shipping. To minimize loss during shipping, you may opt to use a trackable shipping method.

If you have warranty questions, you can also contact our Customer Warranty department at (310) 846-0345 during its hours of operation, Monday – Friday, 8:00 am – 12:00 pm and 1:00 pm – 5:00 pm, Pacific Standard Time.

### CUSTOMER SUPPORT

For customer support and technical support questions, please call (310) 846-0345 during the following hours of operation: Monday-Friday 8:00 am – 12:00 pm and 1:00 pm – 5:00 pm, Pacific Standard Time.

**For information and services by Square Enix, Inc.,  
go to [www.square-enix.com](http://www.square-enix.com)**

NOTICE: The Product, this manual, and all other accompanying documentation, written or electronic, are protected by United States copyright law, trademark law and international treaties. Unauthorized reproduction is subject to civil and criminal penalties. All rights reserved.



DEFY THE GODS  
IN AN EPIC ADVENTURE



VALKYRIE PROFILE 2  
SILMERIA

SQUARE ENIX

[www.square-enix.com](http://www.square-enix.com)

Published by Square Enix, Inc.



PlayStation 2



Alcohol Reference  
Fantasy Violence  
Mild Language  
Suggestive Themes